

4.8M DECKING BOARD TIMBER RANGE



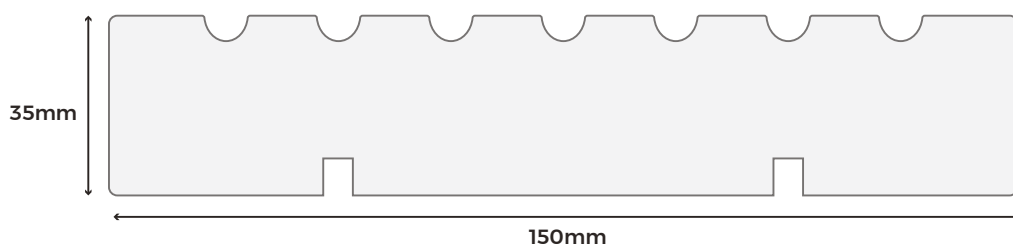

Cladco timber decking is the ideal choice for those looking to create a classic, traditional outdoor space. Crafted from responsibly sourced softwood spruce, these 35mm boards in 4.8m lengths offer a natural wood finish that brings timeless charm and character to any garden setting.

COLOUR RANGE

SOFTWOOD
SPRUCE

BOARD SPECIFICATIONS

SKU	TIMD1503548
Length	4.8m
Width	150mm
Thickness	35mm
Weight	11.57kg (approx.)



Please Note: Images are for illustration purposes only. Actual products may vary slightly from those shown.



MATERIALS

Cladco timber joists are made from softwood spruce for a timber finish combined with easy installation.



SURFACES

These timber boards have a grooved finish to provide a traditional and versatile end result to match any garden.



ACCESSORIES

Install your timber decking seamlessly and securely using timber joists, posts and fixing clip system.



RESISTANCE

The green pressure treated boards ensure long-lasting durability and easy maintenance throughout the year.



EASY TO INSTALL

The softwood spruce of the timber makes using screws and fixings simple and efficient.

SUSTAINABLE MATERIALS

Cladco timber decking is responsibly sourced, providing a more sustainable timber option for those looking for a more eco-conscious decking material.

AFTERCARE


Our timber decking boards are green pressure treated and kiln dried to increase the longevity and durability of the board.

However, timber decking is not maintenance free, and requires upkeep. Regular cleaning is recommended and boards may need to be stained or sealed to ensure the longevity of the decking area.

INSTALLATION ADVICE


Joist Spacing

Cladco timber decking boards can be cut, drilled, and installed using standard woodworking tools. Boards must be fixed to a suitable supporting substructure with joist spacings of no more than 450mm to 500mm (centre to centre) for optimum support and performance.



Starter Clips

Starter clips should be fixed to the ends of the joists before laying your first Cladco timber decking board. Always leave a 15mm expansion gap between the decking and any walls, fences, or fixed structures to accommodate natural movement.



Board Spacing

Fixing clips ensure consistent spacing for a neat, professional finish. Use a clip at every joist and at all board ends where two decking boards meet. A 2mm gap should be left between all butt joints to allow for natural expansion.



NATURAL WEATHERING

Exposure to outdoor elements will cause the boards to naturally fade and age. While treating the decking with a suitable cleaner or sealant can help reduce the effects of weathering, it will not fully prevent it. This is a natural part of timber's lifecycle and contributes to its traditional character.

KILN-DRIED FOR STABILITY

Each board is kiln-dried to improve dimensional stability and increase water resistance. However, as a natural softwood product, weathering will still occur over time.

PRODUCT ACCESSORIES



TIMBER JOISTS



**RECYCLED
PLASTIC JOISTS**



**CONCRETE
DECKING BLOCK**



WEED MAT



**IMPACT SCREWDRIVER
BITS**