



TEN YEAR  
**10**  
WARRANTY

# 4M COMPOSITE JOIST/BATTEN DECKING/CLADDING FRAME

Our composite joist/battens are ideal for creating subframes for your decking or cladding project. Manufactured from 60% recycled hardwood fibres and 40% recycled plastics, the joists have the same composite make-up as our Signature decking and cladding range, with sustainability being a priority.

## COLOUR RANGE

CHARCOAL

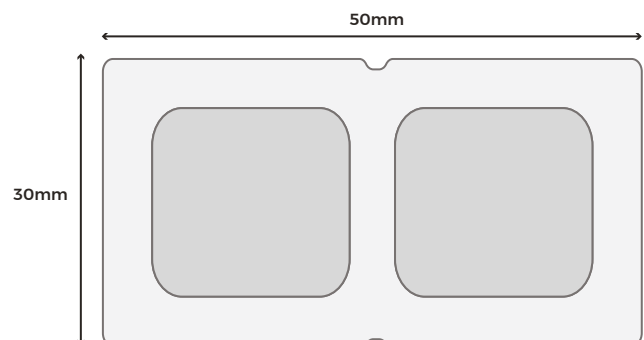
## JOIST SPECIFICATIONS

SKU	WPCJC22
Length	4m
Width	50mm
Thickness	30mm
Weight	5.16kg

## TEST CERTIFICATIONS

FSC® Certification

SA-COC-005542



**Please Note:** Images are for illustration purposes only. Actual products may vary slightly from those shown.



## MATERIALS

The composite wood-plastic mix of recycled wood and plastics makes the joists made from 100% recycled materials.



## DURABILITY

The composite mix of wood and plastic fibres makes these joists/battens more durable in comparison to traditional timber, providing a stable base for your project.



## ACCESSORIES

Our composite structure provides a stable base for your composite decking or cladding boards to be solidly applied to.



## LOW MAINTENANCE

These joists/battens provide a water-resistant base for your project, and if installed alongside a concrete base, will have increased strength and stability.




## WARRANTY

These composite joists/battens are a strong and sustainable solution to composite project subframes, supplied with a 10-year warranty.

## INSTALLATION ADVICE


### For Decking

Composite decking joists can be worked with normal woodworking tools and are easily fastened to a suitable supporting joist substructure, installed with a maximum joist spacing of 400mm. A gap of at least 15mm should be left between the ends of joists and a fixed object such as a wall.



### For Cladding

Battens should be spaced up to 500mm apart on exterior walls, with additional shorter battens installed every 200mm for gable ends. This ensures the composite cladding boards are fully supported.



Adhering to these guidelines will help ensure proper installation and longevity of your composite decking or cladding. Failure to follow these guidelines will invalidate the product warranty.

For detailed information about installation, please read our composite decking or cladding installation guide.

## PRODUCT ACCESSORIES



BULLNOSE BOARDS



FASCIA BOARDS



PRODECK DECKING BOARDS



STAINLESS STEEL STARTER CLIPS



SIGNATURE COMPOSITE DECKING BOARDS




STARTER STRIPS



CORNER TRIMS



SKIRTING TRIMS



RECYCLED PLASTIC BATTENS



SIGNATURE COMPOSITE CLADDING BOARDS



[www.cladco.co.uk](http://www.cladco.co.uk)

T: 01837 659901 E: [info@cladco.co.uk](mailto:info@cladco.co.uk)

**CLADCO**  
PROFILES