

# 3.6M DECKING BOARDS ALUMINIUM RANGE

Cladco aluminium decking boards are a lightweight, hard-wearing, and weather-resistant solution, ideal for areas where specific building regulations apply. With an A2-S1 fire rating, these boards are suitable for use on balconies, terraces, rooftops, gardens, and other outdoor spaces.

Available in five colours, including plain anodised aluminium, Cladco aluminium decking is designed for straightforward installation using aluminium joists, hidden clips, and screws for a clean, professional finish.

## COLOUR RANGE

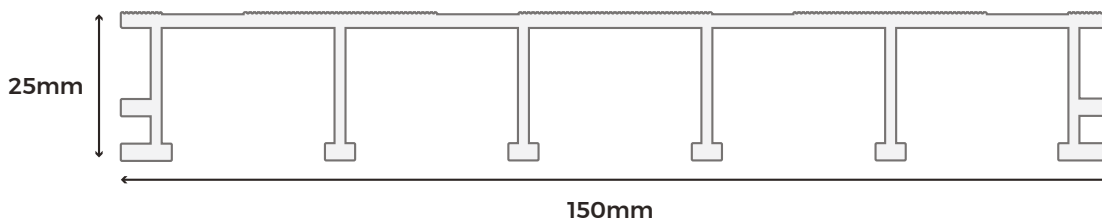


## BOARD SPECIFICATIONS

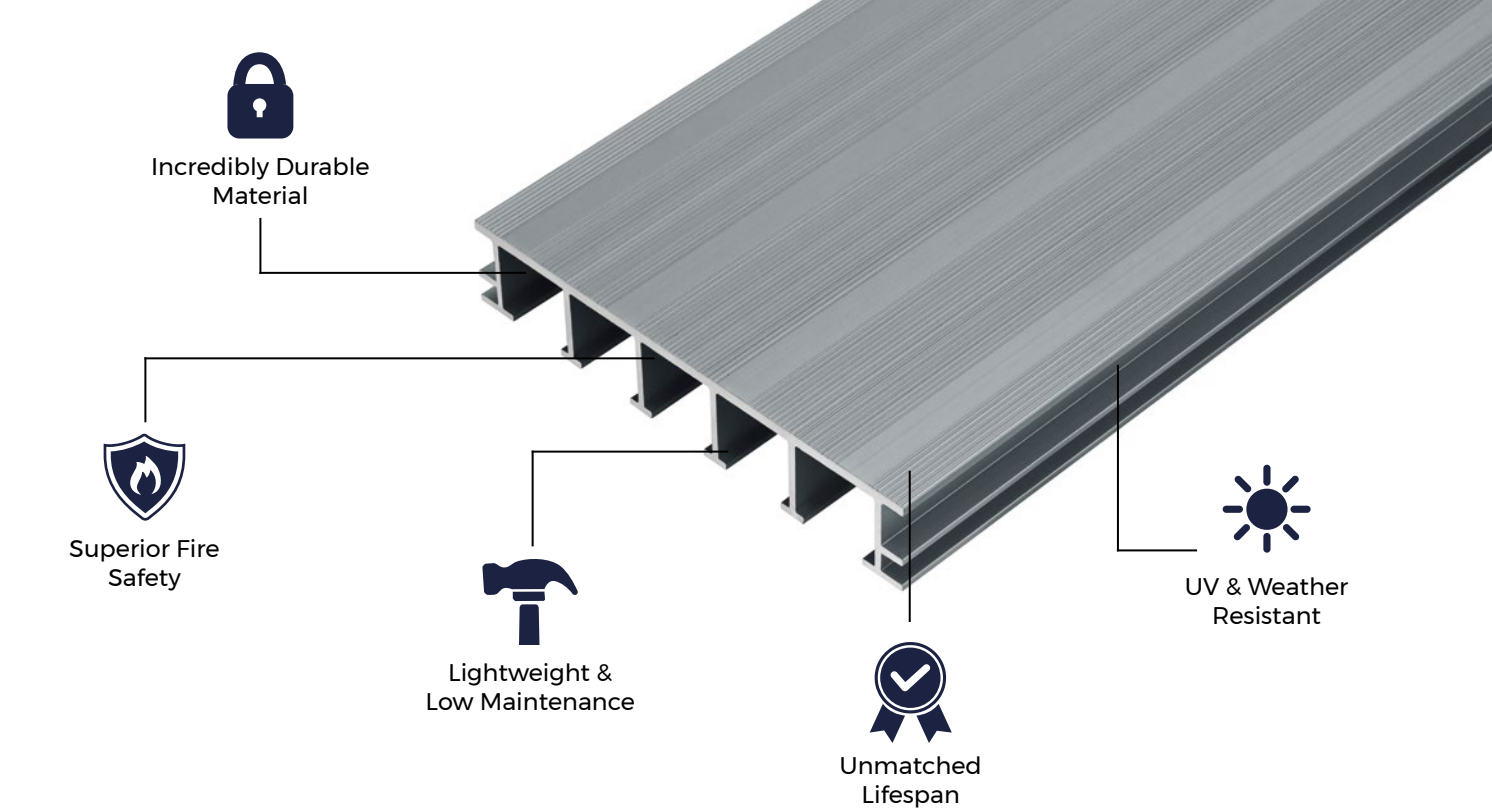
SKU	(Black) ALUDB36 (Stone Grey) ALUDS36 (Sand) ALUDT36 (Anthracite) ALUDA36 (Aluminium) ALUDN36
Length	3.6m
Width	150mm
Thickness	25mm

## TEST CERTIFICATIONS

Fire Rating	A2-S1 Rated (EN 13501-1:2018)
Slip Resistance	DRY - Low-slip potential WET - Low-slip potential



**Please Note:** Images are used for illustration purposes only, actual item may vary slightly from the image supplied.



#### MATERIALS

Manufactured from lightweight aluminium, these decking boards are hard-wearing, durable, and built to withstand heavy use in demanding environments.



#### SURFACES

Aluminium decking boards feature low-slip narrow grooves, providing enhanced safety underfoot in all weather conditions.



#### ACCESSORIES

Complete your project with aluminium joists, hidden clips, and a full range of aluminium trims for a seamless, professional finish.



#### RESISTANCE

Cladco aluminium decking is a non-combustible, scratch-resistant, and weather-resistant material - ideal for high-performance outdoor installations.



#### WARRANTY

Cladco aluminium decking boards are backed by a 20-year residential warranty or a 15-year commercial warranty for long-lasting peace of mind.

## HIGH-QUALITY MATERIALS

Cladco Aluminium Decking Boards are manufactured from durable, powder-coated aluminium for long-lasting performance. Each board undergoes an anodising process, forming an extremely hard aluminium oxide layer that enhances UV stability, protects against weathering, and resists general wear and tear.

## NON-COMBUSTIBLE FIRE RATING

Cladco aluminium decking boards are rated A2-S1, meaning they are non-combustible and suitable for use in residential or commercial buildings, including high-rise installations over 18m.



Always consult your building regulator and contractor before installation to ensure compliance with relevant regulations.

## FIXINGS

For safe and secure installation, use only the recommended Cladco fixings, including stainless steel starter clips and hidden clips with stainless steel self-tapping screws

These components ensure a strong, discreet finish and compatibility with Cladco aluminium joists.

## AFTERCARE

To keep your decking in optimal condition:

- Domestic installations: Clean every six months
- Commercial installations: Clean every three months


Use warm soapy water and a lint-free cloth to clean the surface. Rinse with clean, non-soapy water to remove any residue. **Do not use:** pressure washers, abrasive tools, bleaches, solvents, or cream cleaners, as these can damage the surface finish.

## INSTALLATION ADVICE

### Joist Spacing

Cladco aluminium decking joists should be installed onto adjustable decking pedestals (not supplied) to create a secure and level substructure. Joists must be spaced at 600mm intervals, measured centre to centre, to ensure the boards are adequately supported and perform reliably under foot traffic.

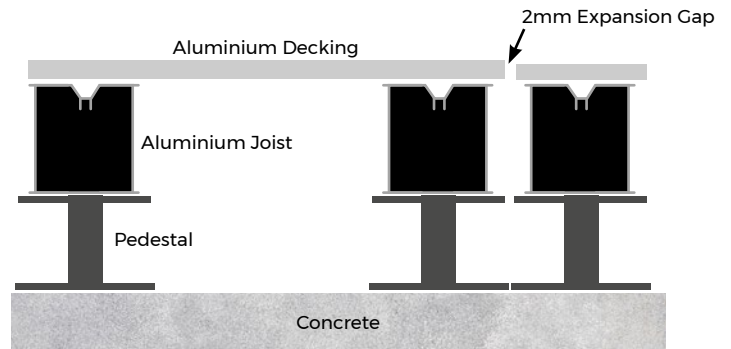
Care should be taken to ensure the subframe is level across the full installation area, with allowances made for effective water drainage.



### Double Joists At Butt Joints

Where two aluminium decking boards meet end to end, a double joist arrangement is required to provide support for each board edge. This ensures a secure fixing at the butt joint and helps prevent flexing or movement over time.

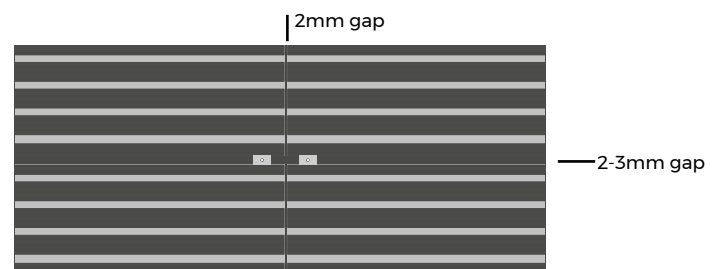
To promote proper drainage, decking pedestals should be adjusted to create a fall of 12.5mm per metre. This gradient allows surface water to drain effectively, reducing the risk of standing water and improving the longevity of your installation.



### Hidden Clips

Secure decking boards using Cladco hidden clips, which should be fastened over each joist using 30mm stainless steel screws. Begin by fixing clips to the first board, then place the next board in position and repeat the process along the length of the decking area.

We recommend using approximately seven clips per 3.6m board for optimal stability. Ensure a 2-3mm expansion gap is maintained between each board edge to accommodate natural thermal expansion and contraction.



For detailed information about installation, please read our installation guide.

## PRODUCT ACCESSORIES




ALUMINIUM DECKING  
JOISTS



ALUMINIUM  
STARTER CLIPS



ALUMINIUM  
HIDDEN CLIPS



ALUMINIUM  
SKIRTING TRIMS



ALUMINIUM  
CORNER TRIMS