

# POWDER-COATED ALUMINIUM HANDRAIL BALUSTRADE SYSTEM



Aluminium handrail balustrades are crafted from powder-coated aluminium, ensuring long-lasting durability and a low-maintenance finish. Designed to complement timber, Nordeck, and Signature solid composite decking, this strong and stylish balustrade provides enhanced safety while creating a sleek, defined boundary for any outdoor space.

-  INTERCHANGEABLE LENGTHS TO SUIT ANY PROJECT
-  LIGHTWEIGHT AND EASY TO INSTALL
-  CAN BE PAINTED TO MATCH YOUR DECKING
-  DURABLE POWDER-COATED ALUMINIUM

## HANDRAIL SPECIFICATIONS

SKU	(900mm) BAL07-BUNDLE (1000mm) BAL08-BUNDLE (1200mm) BAL10-BUNDLE (1400mm) BAL12-BUNDLE (2200mm) BAL20-BUNDLE (2400mm) BAL22-BUNDLE (2600mm) BAL24-BUNDLE
Width	900mm, 1000mm, 1200mm, 1400mm, 2200mm, 2400mm and 2600mm
Height	1100mm
Material	Non-Corrosive, Powder-Coated Aluminium
Colour	Black

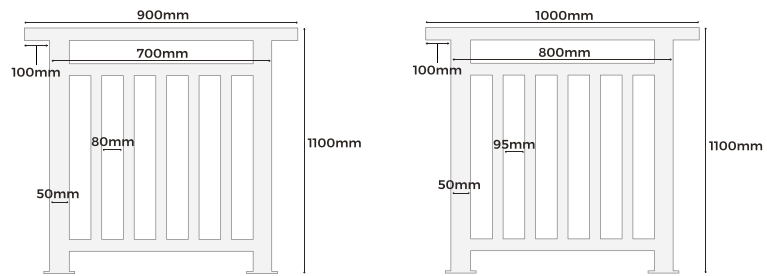
**Please Note:** Images are for illustration purposes only. Actual products may vary slightly from those shown.

## HANDRAIL SPECIFICATIONS

**Length:**  
900mm & 1000mm  
700mm & 800mm (inside)

**Height:**  
1100mm

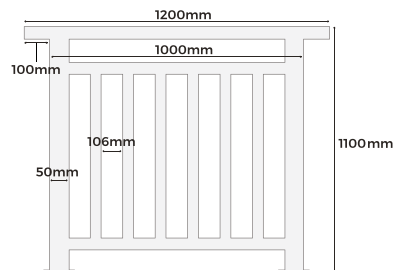
**Spindles:**  
5



**Length:**  
1200mm  
1000 (inside)

**Height:**  
1100mm

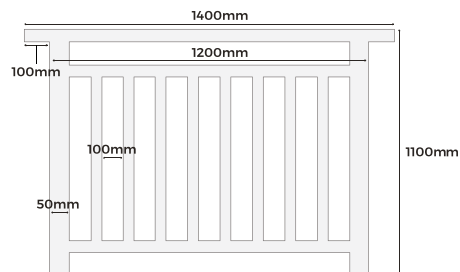
**Spindles:**  
6



**Length:**  
1400mm  
1200 (inside)

**Height:**  
1100mm

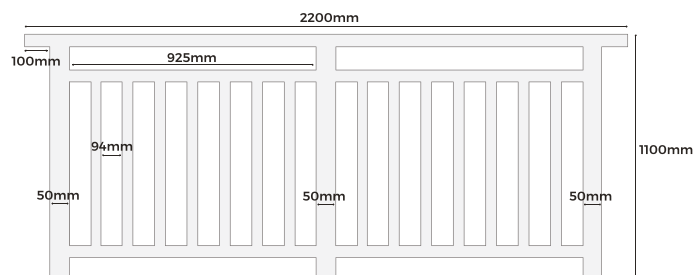
**Spindles:**  
8



**Length:**  
2200mm  
925mm (inside each side)

**Height:**  
1100mm

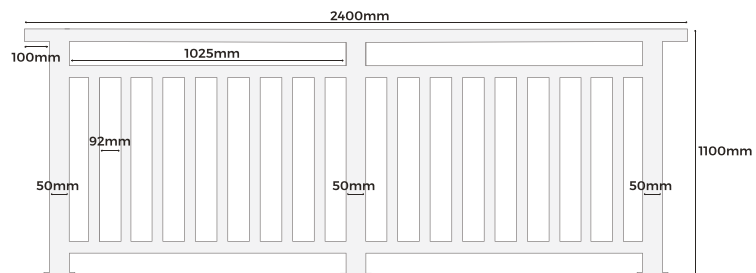
**Spindles:**  
14 (7 each side of central post)



**Length:**  
2400mm  
1025mm (inside each side)

**Height:**  
1100mm

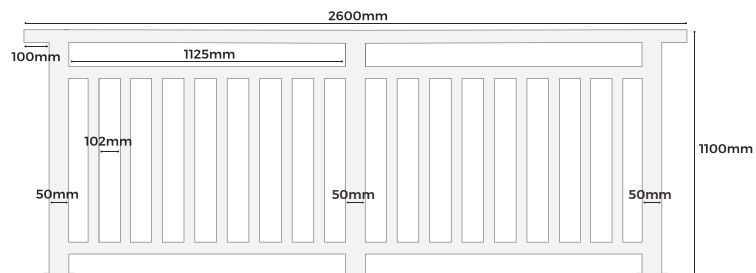
**Spindles:**  
16 (8 each side of central post)



**Length:**  
2600mm  
1125mm (inside each side)

**Height:**  
1100mm

**Spindles:**  
16 (8 each side of central post)





Durable Powder  
Coating, Ready To Paint  
If Required



Interchangeable  
Lengths Available



Superior Strength  
And Durability



Low-Maintenance And  
Non-Corrosive



## INSTALLATION ADVICE

### Before You Start

Begin by marking the position of each post on your decking area, using string as a guide to ensure proper alignment. Start at one corner and mark each post at intervals that match the spacing of the balustrade handrail. Once all positions are marked and double-checked, pre-drill 8mm pilot holes for each post, but do not install the posts yet.

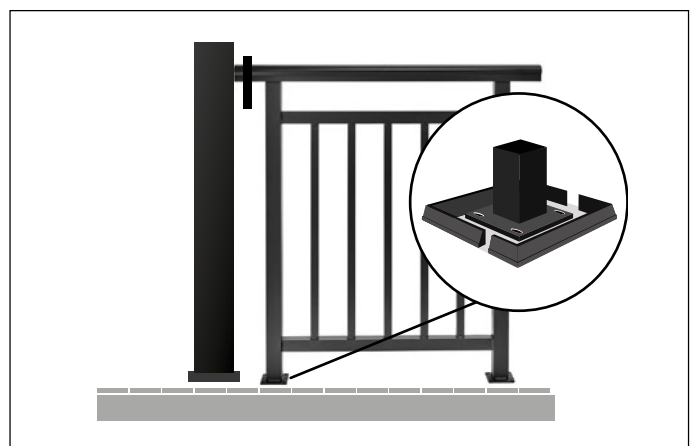
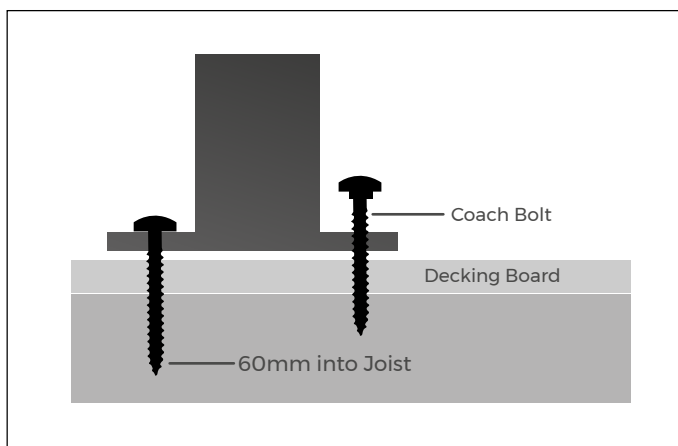
### Posts

Install the first post, ensuring it is level and securely fixed with a coach bolt (at least 60mm deep). The post must be above the joist frame, not into the

decking board. Secure all screws, then cover with foot caps, which snap into place. Finish by installing and securing the post cap with a matching screw.

### Balustrade Handrail

Ensure the balustrade is securely positioned against the post and level. Mark the screw positions and predrill 8mm pilot holes. Slide the fixing bracket onto the handrail before securing the balustrade into place with coach bolts. Cover the fixings with the supplied foot cap for a neat finish.



For detailed information about installation, please read our balustrade installation guide.



## MATERIALS

The aluminium decking balustrade is crafted from extruded and welded aluminium sections, ensuring exceptional strength and durability.

Designed for low-maintenance performance, it features a non-corrosive surface that withstands exposure to the elements.

Finished in a sleek black coating, this modern and stylish balustrade complements a variety of outdoor spaces, providing both functionality and aesthetic appeal.



## INSTALLATION

Handrails are manufactured and sold as complete sections, requiring no self-assembly for a quick and hassle-free installation. Designed to fit easily between balustrade posts, they provide a secure and stylish addition to any outdoor space.



## ACCESSORIES

Handrail balustrades can be seamlessly combined with balustrade posts, gates, and stair sections to create a complete and secure installation. By adding consecutive handrail sections, you can achieve the precise length required for your project.

This versatile system allows you to customise your balustrade system to suit any decking or outdoor space, providing both functionality and style for a durable, long-lasting solution.



## INTERCHANGEABLE

The balustrade handrail system is available in multiple lengths, offering a versatile solution for any project. Whether you are working on a small residential deck or a large commercial installation, the adjustable lengths allow for a customised fit to suit your requirements.

This flexibility ensures a seamless and secure installation, combining functionality and style to enhance your outdoor space.



## LONG LASTING

Handrail sections are strong, durable, and visually appealing, offering a high-quality alternative to other balustrade options. Designed for superior strength and longevity, they provide peace of mind for any decking project.

Built to withstand the elements, these handrails offer a low-maintenance, long-lasting solution for both residential and commercial spaces. Combining style and functionality, they create a secure and attractive railing system for any outdoor area.



## ENHANCE YOUR PROJECT WITH A BALUSTRADE SYSTEM

Finish your decking project with the balustrade handrail, available in multiple lengths to suit your requirements. Designed for durability and ease of installation, it provides both safety and style while enhancing the overall look of your outdoor space.

The balustrade handrail can be painted to match your decking or other outdoor features, creating a seamless and contemporary look.

## PRODUCT ACCESSORIES



**BALUSTRADE  
GATE**



**BALUSTRADE  
POST**



**BALUSTRADE  
LATCH**



**BALUSTRADE  
HINGE**



**BALUSTRADE  
STAIRS**



[www.cladco.co.uk](http://www.cladco.co.uk)

**T:** 01837 659901 **E:** [info@cladco.co.uk](mailto:info@cladco.co.uk)

**CLADCO**  
PROFILES