

STAIR AND JOINER BUNDLE BALUSTRADE SYSTEM



The Cladco powder-coated aluminium balustrade stair bundle provides a secure and stylish safety barrier for decking steps. Designed for enhanced protection, this bundle includes a flexible handrail joiner for a secure connection to a Cladco balustrade post at the top of the stairs.

Fixed angle installation – the balustrade stair needs to be installed at an angle of 37° (±1°). We recommend checking the pitch angle of your stairs before purchasing to ensure proper installation. Designed for use over three steps only, Cladco balustrade stair sections are not recommended for multi-step staircases. For more details, please refer to our installation guide before making your purchase.



SUITABLE FOR A 37°
ANGLE INSTALLATION



LIGHTWEIGHT AND
EASY TO INSTALL



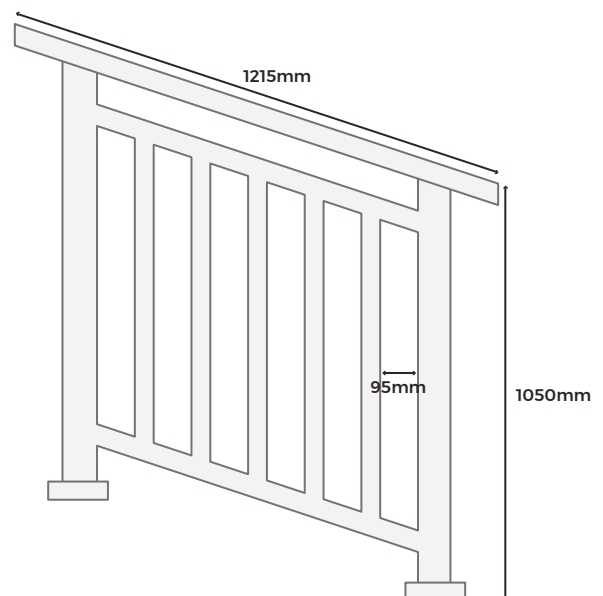
CAN BE PAINTED TO
MATCH YOUR DECKING



DURABLE POWDER-
COATED ALUMINIUM

STAIR SPECIFICATIONS

SKU	BALSTAIRBUNDLE
Length	1215mm
Height	1050mm
Material	Non-Corrosive Black Powder-Coated Aluminium
Colour	Black
Installation Angle	37° (±1°)
Weight	5kg



Please Note: Images are for illustration purposes only. Actual products may vary slightly from those shown.



Durable Powder
Coating, Paintable If
Desired




Flexible Handrail
Joiner



Exceptional Strength &
Long-Lasting
Durability



Low-Maintenance &
Corrosion-Resistant



MATERIALS

The aluminium decking balustrade stair is constructed from extruded and welded aluminium sections, ensuring exceptional strength, durability, and low maintenance. Designed with a non-corrosive black powder-coated finish, the stair system provides a long-lasting and stylish solution for decking stair installations.



INSTALLATION

The aluminium decking balustrade stair is designed for installation at a 37° angle and includes foot caps for a neat and professional finish. The flexible handrail joiner ensures a seamless connection to the handrail balustrade, creating a strong and secure system for added safety and durability.



ACCESSORIES

The balustrade stair and joiner can be combined with balustrade posts and balustrade gate sections to create a fully integrated system. For a custom-length balustrade system, simply add consecutive handrail sections to achieve the desired coverage, ensuring a secure and stylish finish for any outdoor space.



LOW MAINTENANCE

The balustrade stair and joiner require no staining, painting, or sealing, making them a hassle-free, low-maintenance solution. Designed for long-lasting durability, they are resistant to warping, rotting, and splintering, needing only occasional cleaning to maintain their appearance and performance.



LONG LASTING

The balustrade stair and joiner offer superior strength and durability, providing a secure solution for staircases. Designed to be low-maintenance and non-corrosive, they require no staining, painting, or sealing and resist warping, rotting, and splintering. Finished with a durable powder coating, they are ready to paint if required.

PRODUCT ACCESSORIES



**BALUSTRADE
GATE**



**BALUSTRADE
POST**



**BALUSTRADE
END CAP**



**BALUSTRADE
HINGE**



**BALUSTRADE
HANDRAIL**



www.cladco.co.uk

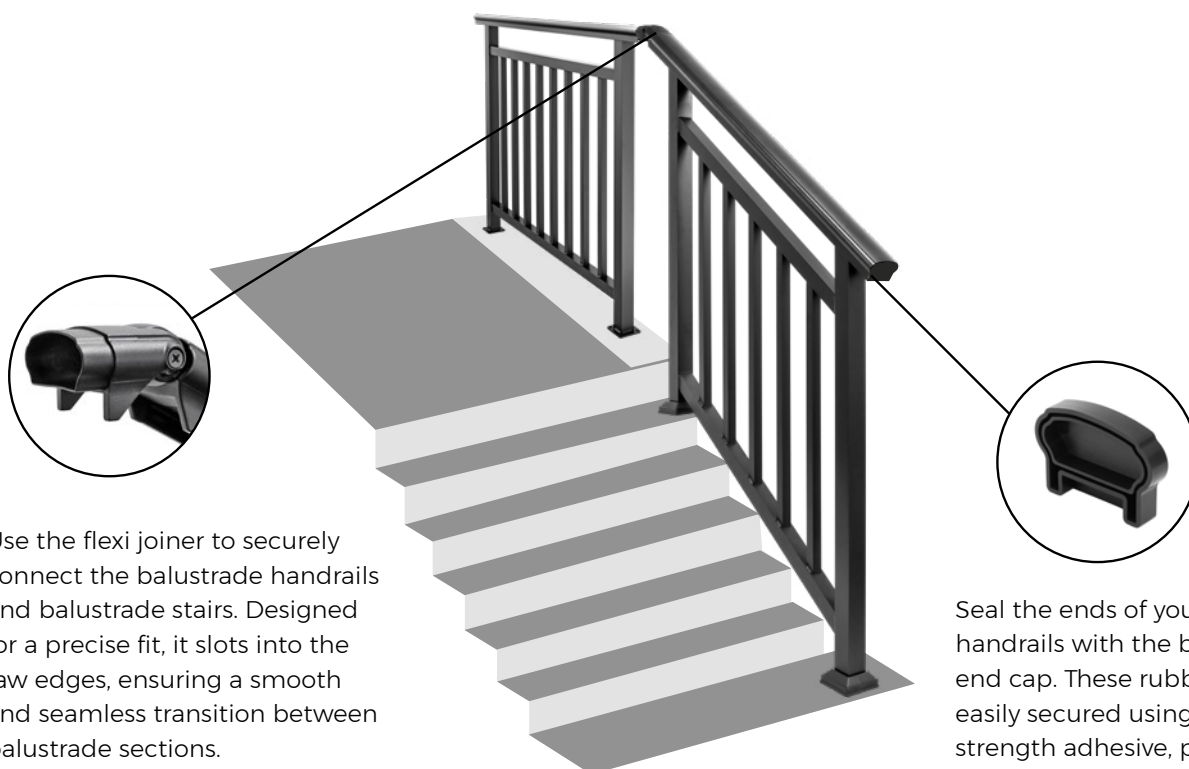
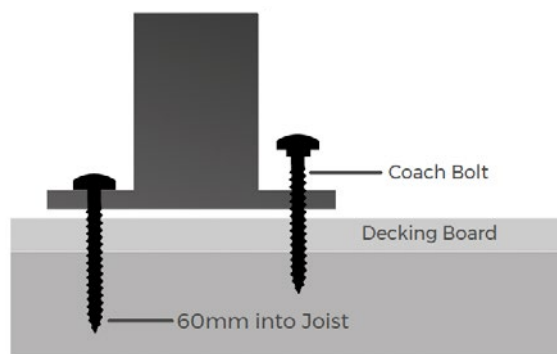
T: 01837 659901 E: info@cladco.co.uk

CLADCO
PROFILES

INSTALLATION ADVICE

Begin by carefully marking out the positions. Once marked and checked, pre-drill 8mm pilot holes, but do not install the fixings at this stage. A coach bolt should be secured to a minimum depth of 60mm into the stairs for a strong and stable fit.

For added support, balustrade stairs require reinforcement on both sides, either with a post or a balustrade handrail to ensure stability and durability.



Use the flexi joiner to securely connect the balustrade handrails and balustrade stairs. Designed for a precise fit, it slots into the raw edges, ensuring a smooth and seamless transition between balustrade sections.

Seal the ends of your balustrade handrails with the balustrade end cap. These rubber caps are easily secured using Cladco high-strength adhesive, providing a neat, durable finish to the edges of the balustrade.

For detailed information about installation, please read our balustrade installation guide.

PRODUCT ACCESSORIES



BALUSTRADE
GATE



BALUSTRADE
POST



BALUSTRADE
END CAP



BALUSTRADE
HINGE



BALUSTRADE
HANDRAIL