


FIXING CLIPS AND SCREWS

BAMBOO DECKING




Cladco fixing clips and screws are specially designed for installing Cladco bamboo hardwood decking. These clips slide easily into the grooves of the boards, ensuring a simple and secure installation. Each fixing clip is fastened to your decking substructure—whether timber or composite joists—with one clip used per joist for optimal support.

FIXING CLIP COLOUR



BROWN

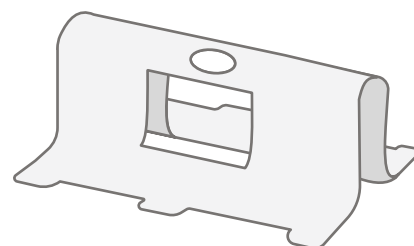
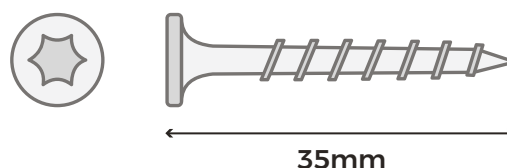
SCREW COLOUR




BLACK

SPECIFICATIONS

SKU	FIXBAM35
Screws	Stainless Steel M4x35mm, Torx Head (drill bit supplied)
Recommended Quantity	7 Clips per 2.44m Board, 8 Clips per 3.05m Board
Board Gap	6-7mm
Pack Quantity	100



Please Note: Images are for illustration purposes only. Actual products may vary slightly from those shown.



INSTALLATION ADVICE

Joist Spacing



Cladco bamboo decking fixing clips slide into the grooves of the boards and are secured to each supporting joist with stainless steel screws. We recommend spacing joists 45-50cm apart for optimal support.

Board Installation


Once the first bamboo board is installed, the next board can slide onto the fixing clips already in place. Continue installing the remaining boards using this method for a secure fit.

Board Spacing


At the joints where two bamboo decking boards meet, secure a fixing clip to hold them in place. Maintain a 2mm gap between the butt joints to allow for natural expansion.



PRODUCT ACCESSORIES



COMPOSITE JOISTS



RECYCLED
PLASTIC JOISTS



BAMBOO DECKING
BOARDS



WEED CONTROL MAT



BAMBOO DECKING
STARTER CLIPS